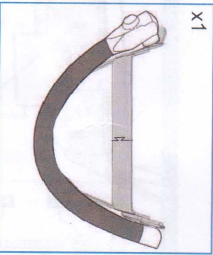
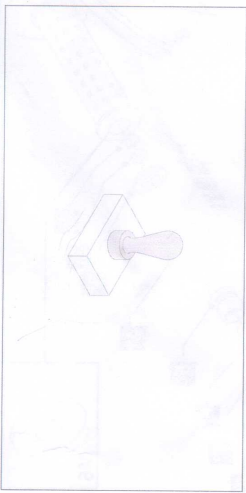


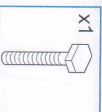

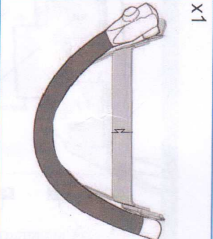

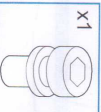
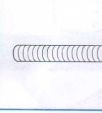





# MP3 2014



- x1 
- x1 
- x1 
- x1 
- x1 
- x1 
- x1 
- x2 
- x1 
- x1 



### AVVERTENZE

Il montaggio deve essere effettuato da tecnici specializzati, presso un centro o un' officina autorizzata Piaggio & C. S.p.A. Leggere attentamente queste istruzioni prima di installare il prodotto e conservare per riferimento futuro. Controllare periodicamente il corretto fissaggio del prodotto. Conservare le istruzioni.

### VARNING

The assembly has to be executed by specialised technicians, in Piaggio & C. S.p.A. authorized centre or workshop. Read these instructions carefully before installing the product. Keep the instructions for future reference. Periodically check the product correct fastening. Keep the instructions.

### WARNUNG

Die Montage muss von den Fachtechnikern der autorisierten Werkstätten der Piaggio & C. S.p.A. ausgeführt werden. Lesen Sie die Bedienungsanleitung des Produkts aufmerksam durch, um einen hohen Sitz zu gewährleisten. Kontrollieren Sie regelmäßig die korrekte Befestigung dieses Produkts. Bewahren Sie die Anleitung gut auf.

### DIVERTENCIAS

El montaje debe ser realizado por técnicos especializados en un centro o taller autorizado Piaggio & C. S.p.A. Leer atentamente estas instrucciones antes de instalar el producto y conservar para futuras consultas. Controlar periódicamente la correcta fijación del producto. Conservar las instrucciones.

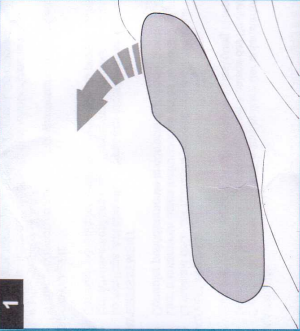
### VERTISSEMENT

Le montage doit être effectué par des techniciens spécialisés, auprès d'un centre ou un atelier autorisé Piaggio & C. S.p.A. Lire attentivement ces instructions avant d'installer le produit et les conserver comme référence future. Contrôler périodiquement la bonne fixation du produit. Conserver les instructions.

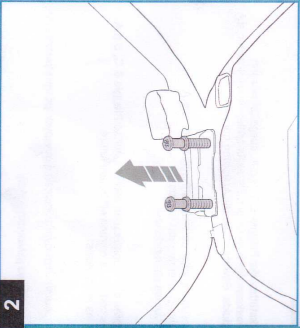
### POBYNA SERE

Hi montazh mori bi izvršiti vsi strojniki specializirani ali v avtoriziranih servisnih centrih. Piaggio & C. S.p.A. Pregledati pazljivo vse navodila pred namestitvijo izdelka in shraniti za prihodnje reference. Redno preverjati pravilno pritrditev izdelka. Shraniti navodila za prihodnje reference. Ne držite ročnika on to proizvod čisto strganosti rokavov. Ohranite vsa navodila.

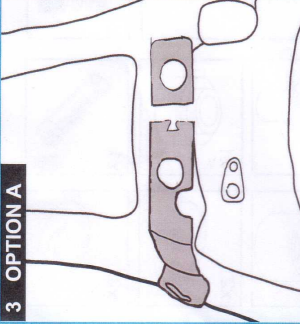
1



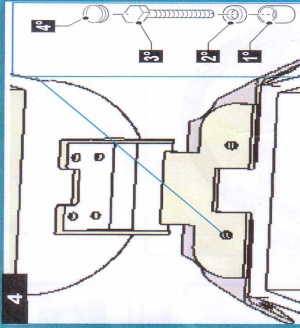
2



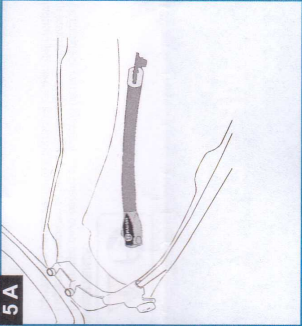
3 OPTION A



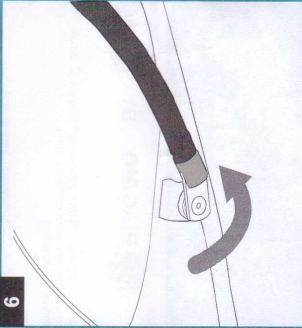
4



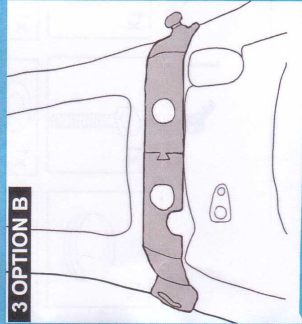
5 A



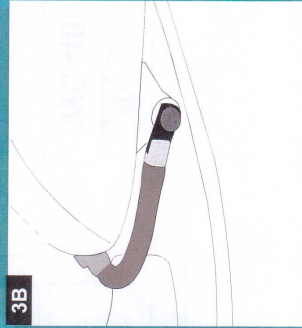
6



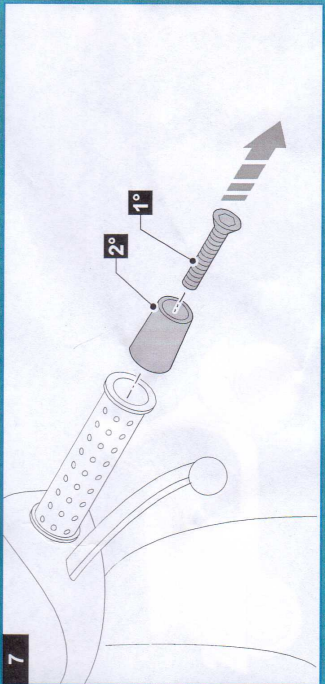
3 OPTION B



3 B



7



8

